



# Dummy News and Views

the Newsletter of the United States Stamp Society - Dummy Stamps Study Group

Issue Number 77

Fall 2024



## Welcome to the Dummy Stamps Study Group's Seventy-seventh Newsletter

This newsletter is produced quarterly by the United States Stamp Society's Dummy Stamps Study Group for your information and pleasure. We hope that the information included in this newsletter will be informative, useful and encourage your enjoyment of collecting dummy/test stamps. Our goal is to keep you up-to-date with the latest information available to our group. Questions, comments and articles proposed for publication should be directed to Terry R. Scott, Chairman of the United States Stamp Society's Dummy Stamps Study Group at [terryrscott@comcast.net](mailto:terryrscott@comcast.net)

## A New Test Stamp Discovery

by Terry R. Scott and Michael O. Perry

Recently fellow Dummy Stamps Study Group member Scott Smith reported the discovery of a previously unknown self-adhesive test coil. The newly reported self-adhesive test coil was produced by the Banknote Corporation of America (BCA). It exists in rolls of 3,000 on backing paper taller than the self-adhesive test coils. These coils have gauge 11 serpentine die-cuts at the left and right.

The test stamp is printed in blue and black. It seems likely there was a black frame line printed around the entire vignette - if the die-cutting was perfectly centered, the black lines would not show. On the discovery stamps, note that the printed 11 gauge serpentine perforations show along the right edge; also note that the horizontal black line at the bottom of the stamp can also be seen. The top and left black frame lines likely will be found on other miscut rolls of this new test stamp.

BANKNOTE CORPORATION OF AMERICA is printed in very small (approximately 0.5 mm tall) blue ink below the larger "BCA". The stamps are actually serpentine die cut at the left and right vertical sides at 11 gauge. At the bottom right of each stamp, printed in black, is the date "2016". Plate number B11 is printed below the center of every 24th stamp. The "B" and the last "1" are printed in black. The first "1" is printed in blue. An inverted 4-digit counting number is printed in black at the top of every tenth stamp. These new BCA test stamps are untagged and there was no label on the coil wrapper or on the cardboard core.



In this issue:

A New Test Stamp Discovery	1
A Summary of Known Test Stamp Packaging	2
Recent Auction Results	12

Please turn to page 2 ➤

# A Summary of Known Coil Test Stamp Packaging

by Terry R. Scott and Michael O. Perry

The last issue of *Dummy News and Views* had a feature article that discussed and showed images of known complete test stamp coil rolls and their different labels. This article will continue the study of these test stamp rolls by illustrating the packaging cartons for test stamp rolls that have been seen in auction listings or private collections. Where possible we will show the measurements. These illustrations will not be actual size due to limitations in the space we have to show them, but will be sized to fit on the pages scale.

We hope that you readers will submit other test stamp full roll illustrations as well as test stamp cartons and packaging that you know about.

We appreciate the wonderful images of full test stamp rolls that several readers sent us for use in the previous *Dummy News & Views* newsletter and hope that you will also send illustrations of shipping packaging for test stamps that may be different from those shown in this newsletter.

The first box we will show is for 50 rolls of TD107 For Testing Purposes Only coil rolls.




TD107 - Box top lid ends with labels for 50 coil rolls of 100 stamps each. The box ends are 6-3/4" wide and 1-1/2" tall and the rubber handstamped labels are 6-3/8" x 1-1/4". There is no printing on the box top or sides.



TD107 - Box bottom end with labels for 50 coil rolls of 100 stamps each. The box bottom ends are 6-5/8" wide x 1-3/8" tall. Note the violet rubber handstamp that reads "2C 511-C45" which is 1-1/2" long.



TD107 - Box bottom end with labels for 50 coil rolls of 100 stamps each. The box bottom end is 6-5/8" wide x 1-3/8" tall. Note the black circled violet rubber handstamp that reads "354" which is 1/4" long.



The illustration above shows the top lid of the box that contained 50 rolls of 100 test stamps. The box top is 10-1/4" long x 6-3/4" wide with a 6-line violet rubber handstamp that reads "This box contains 50 coils of 100 stamps / each. Before opening the box, Postmasters / must verify the denominations and number / of coils. / DISCREPANCIES - Treat any discrepancy / in accordance with Part 422.8. P. M."

Please turn to page 3 ➤

Issue Number 77 Fall 2024




The illustration at the bottom left shows the 2" square white Treasury Department label that is attached to the bottom of the box which is shown above that image. The violet rubber handstamp is 3-3/4" x 7/8" high and reads: "C-28 / OCT 15 1965" in the center with "TREASURY / DEPARTMENT" at the left and "BUREAU OF / ENGRAVING / & PRINTING" at the right.

These next illustrations will show a box that contained 50 rolls of 500 of the TD107b For Testing Purposes Only coils rolls.

The box contained 50 coil rolls of 500 stamps each for a total of 25,000 dummy stamps. Twenty-five rolls were arranged 5 across and 5 down and stacked two rolls deep for a total of 50 rolls. The box is made of tan cardstock and has been taped completely around (front to back) on all four sides with 1-1/4"-wide tape, the old-fashioned lick & stick LePage-glue type packing tape.

The box top has 25 round 5/8" diameter holes in a 5 x 5 pattern.

The illustration above shows the bottom of the box that contained 50 rolls of TD107 test stamps. The box bottom is 10-1/4" long x 6-3/4" wide with a 2" square white paper label with "\*TREASURY DEPARTMENT \* BUREAU OF ENGRAVING AND PRINTING\*" with the Treasury Department seal in the center.

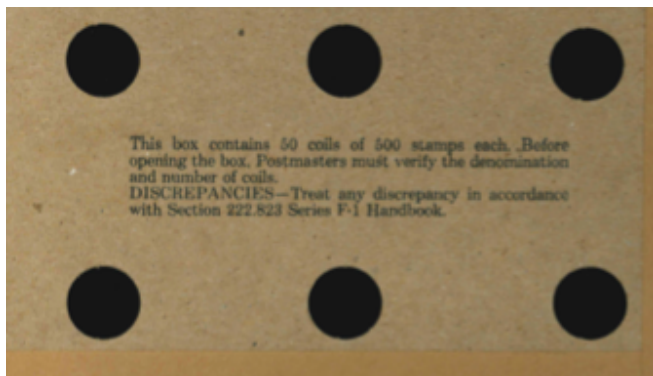


The box lid is 10-1/8" x 10-1/8" x 2-1/16" with 25 circular holes in the top, each 5/8" in diameter. There is also a printed message in black ink on the box top shown below at the top left of Page 4.



*Please turn to page 4 ➤*

The 5 lines of printing on the top of the box on page 4 reads as follows:



"This box contains 50 coils of 500 stamps each. Before opening the box, Postmasters must verify the denomination and number of coils.  
DISCREPANCIES - Treat any discrepancy in accordance with Section 222.823 Series F-1 Handbook."



The illustration above shows the bottom of the box that contained the 50 rolls of 500 test stamps with a "2" square white paper label with " \* **BUREAU OF ENGRAVING AND PRINTING** " with the Treasury Department seal in the center.



The illustration above shows one side of the box lid that contained the 50 rolls of 500 test stamps with a black rubber handstamp "DUMMY" with lines above and below it. This

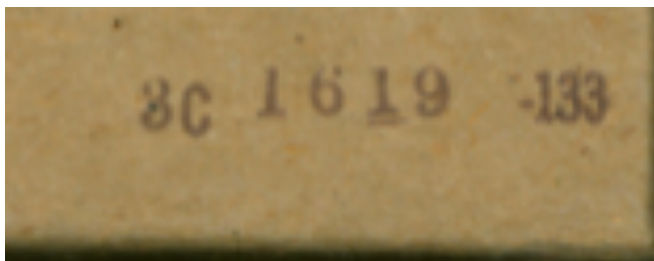
same black "DUMMY" rubber handstamp appears on each of the 4 sides of the box top lid.



The illustration above shows the 2" square white Treasury Department label that is attached to the bottom of the box which is shown at the left. The violet rubber handstamp is 3-3/4" x 7/8" high and reads: "**C-2 / JUN 8 1981**" in the center with "**TREASURY / DEPARTMENT**" at the left and "**BUREAU OF / ENGRAVING / & PRINTING**" at the right.



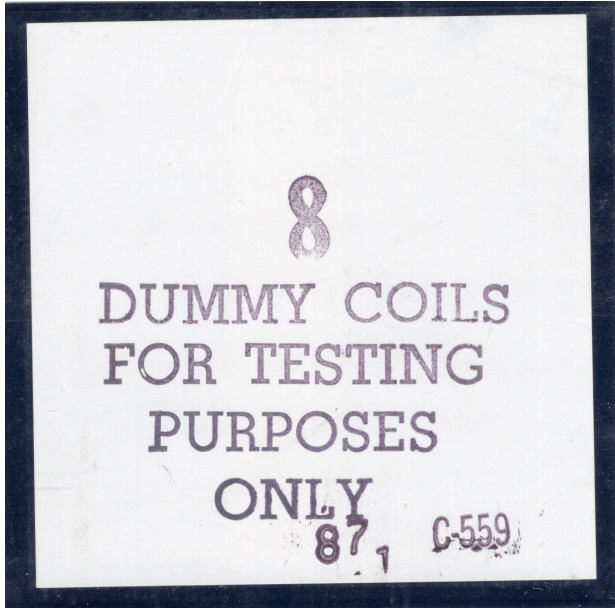
The illustration above shows one side of the bottom of the box that contained the 50 rolls of 500 test stamps. Note the blackish violet handstamp at the bottom right.




A close up of the bottom part of the box shown above, showing handstamped in a blackish violet ink is: "**3C 1619 -133**"

*Please turn to page 5 >*

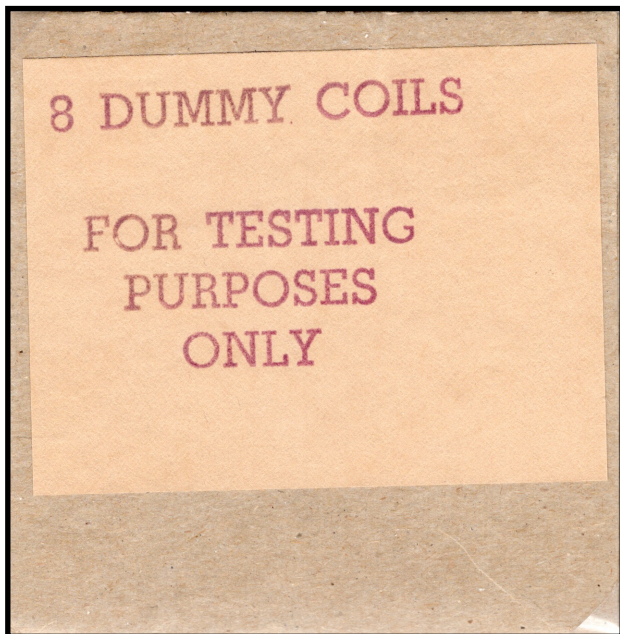
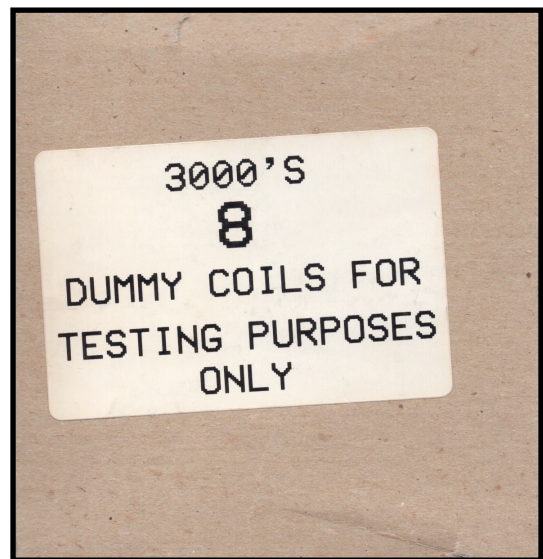
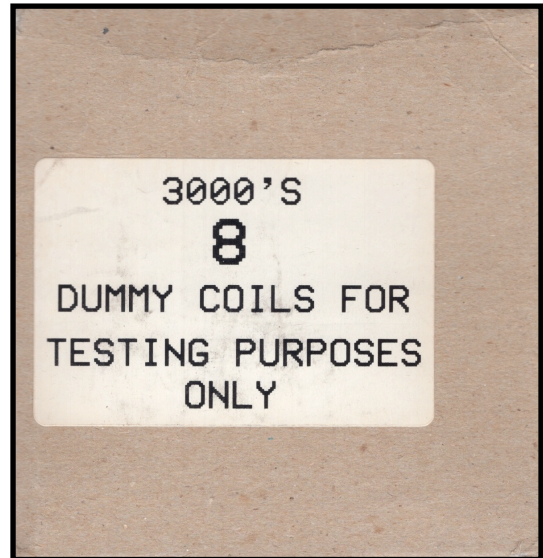
The following illustrations are for boxes that contained 8 coil rolls of 3,000 various For Testing Purposes Only stamps.



TD107a - A violet rubber handstamped paper label from a box end that contained 8 coil rolls of 3,000 TD107a For Testing Purposes Only stamps. The paper label is 3-1/2" x 3-1/2". the "C-559" handstamp was applied by a BEP inspector in the Coil Division.



TD107b - Box #2 - Side of a box with red handstamped labels that contained 8 coil rolls of 3,000 For Testing Purposes Only stamps. The side of the box is 8-3/4" x 4-3/8".



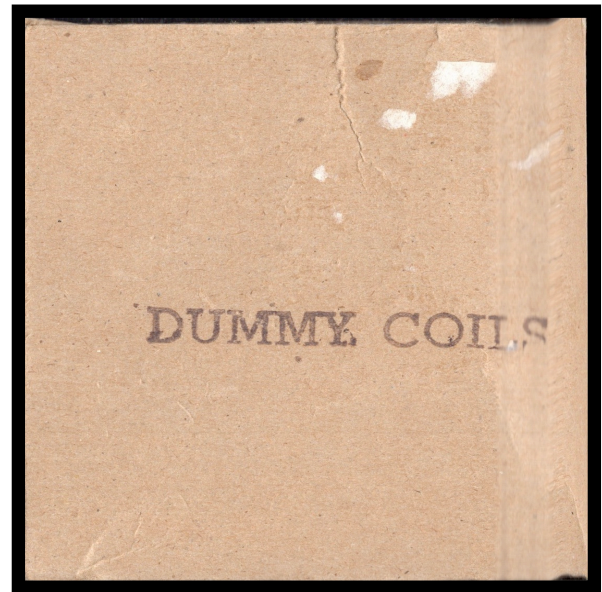
TD107b - Box #1 - Box end that contained 8 coil rolls of 3,000 For Testing Purposes Only stamps. The box end is 4-1/4" x 4-1/4". The red handstamped paper label is 4" x 3".

*Please turn to page 6 ➤*

This box contains 8 coils of 3,000 stamps each. Before opening the box, Postmasters must verify the denomination and number of coils.  
**DISCREPANCIES**—Treat any discrepancy in accordance with Section 527.24 Series F-1 Handbook.

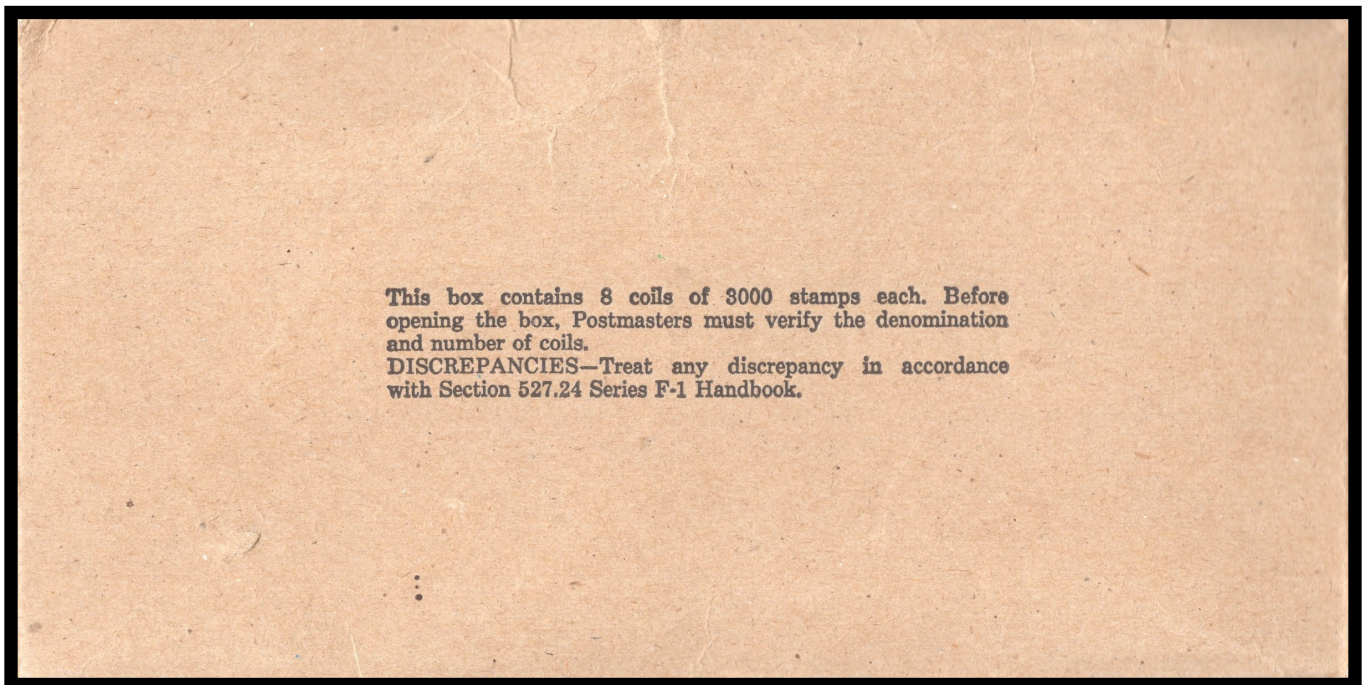
TD107b - Box #3 - Side of a box that contained 8 coil rolls of 3,000 For Testing Purposes Only stamps. Both sides #1 and #2 are 8-1/2" long x 4" tall. The same size black printed information is printed on both sides of the box. Note that the printing on TD107b Box #3 has unevenly spaced letters (different than on Box #4 shown on Page 7) in the unjustified 5-lines of printing of the 3-3/4" wide x 3/4" tall 5-line message. TD107b Box #3 was shrink-wrapped in clear plastic without any top on the box.

---




TD107b - Box #4 - Both ends of a box that contained 8 coil rolls of 3,000 For Testing Purposes Only stamps. Box #4 ends are 4" wide x 4" tall. A lick and stick white paper label is on one end of the box that is 3-1/2" wide x 3-1/2" tall with rubber stamped violet letters. The label reads " **8 / DUMMY COILS / FOR TESTING / PURPOSES / ONLY** ". On the other end of the box is a single line violet rubber handstamped " **DUMMY COILS** ".

*Please turn to page 7 ►*




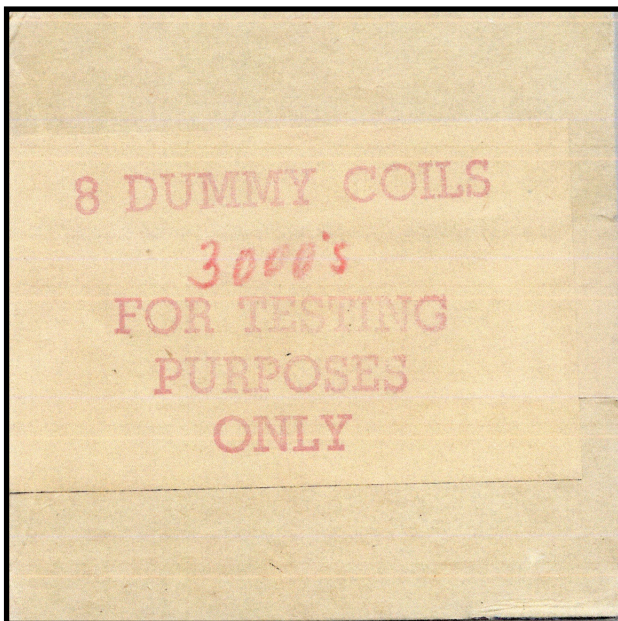
TD107b - Box #4 - Side of a box that contained 8 coil rolls of 3,000 For Testing Purposes Only stamps. Both sides #1 and #2 are 8-1/2" long x 4" tall. The same size black printed information is printed on both sides of the box. Note that the printing on TD107b Box #3 has evenly spaced letters (different than on Box #3 shown on Page 6) in the justified spacing of the 5-lines of printing of the 3-3/4" wide x 3/4" tall 5-line message. TD107b Box #4 was shrink-wrapped in clear plastic without any top on the box.



TD107b - Box #5 - Top of a sealed box that contains 8 rolls of 3,000 TD107b For Testing Purposes Only stamps. The box lid is 8-1/2" long x 4" wide and 4" tall. Note the printing at the top left that reads: "This box contains 8 coils of 3000 stamps each. Before opening the box, Postmasters must verify the denominations and number of rolls." At the bottom left the Printing reads: "DISCREPANCIES / Treat any discrepancy in / accordance with Part 422.8 / P. M."



TD107b - Box #5 - Bottom of a sealed box that contains 8 rolls of 3,000 TD107b For Testing Purposes Only stamps. The box bottom is 8-1/2" long x 4" wide and 4" tall. The illustration above shows the 2" square white Treasury Department label that is attached to the bottom of the box. The violet rubber handstamp is 3-3/4" x 7/8" high. Most of the violet handstamp is un-readable. It does appear to have a fragment of the date "1981" in the center with "TREASURY / DEPARTMENT" at the left and portions of "BUREAU OF ENGRAVING / & PRINTING" at the right. There is no printing on either of the sides of this box.



TD107b - Box #5 - Both ends of a sealed box of 8 rolls of 3,000 TD107b For Testing Purposes Only stamps. Both box ends are 4" wide and 4" tall each with a red rubber handstamped "8 DUMMY COILS / FOR TESTING / PURPOSES / ONLY" with "3,000's" hand written in red crayon.

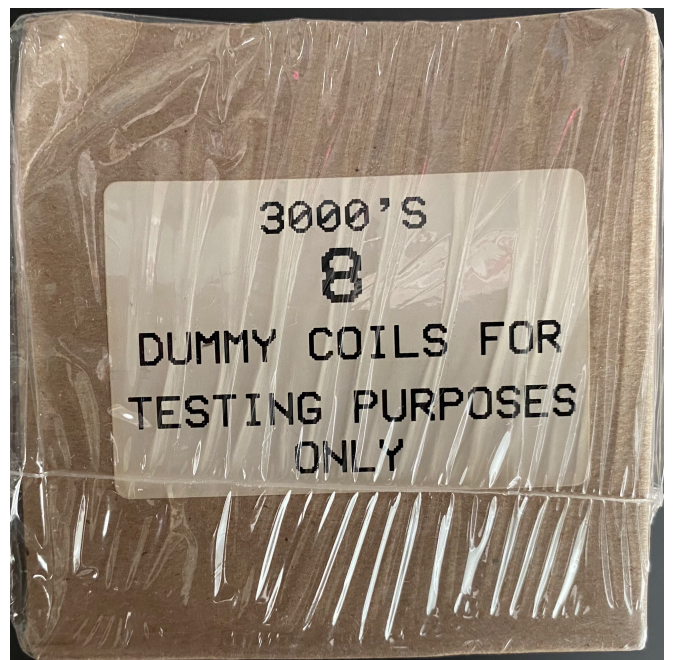
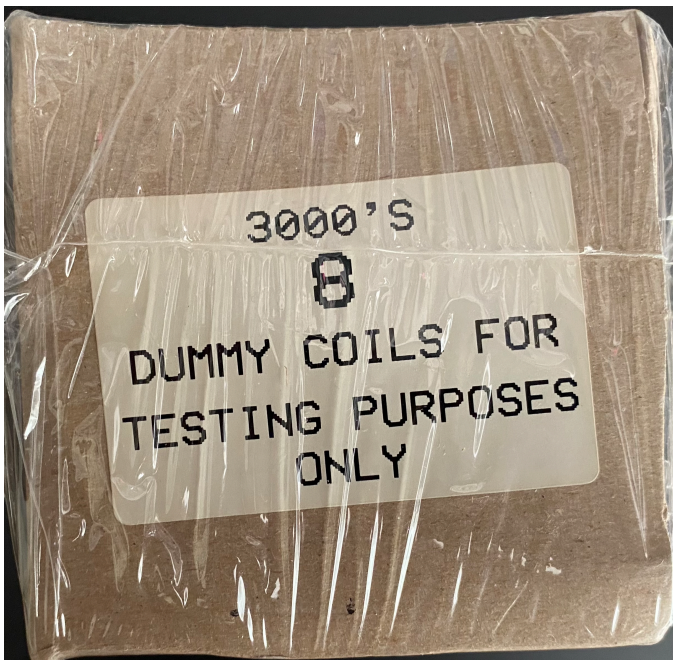




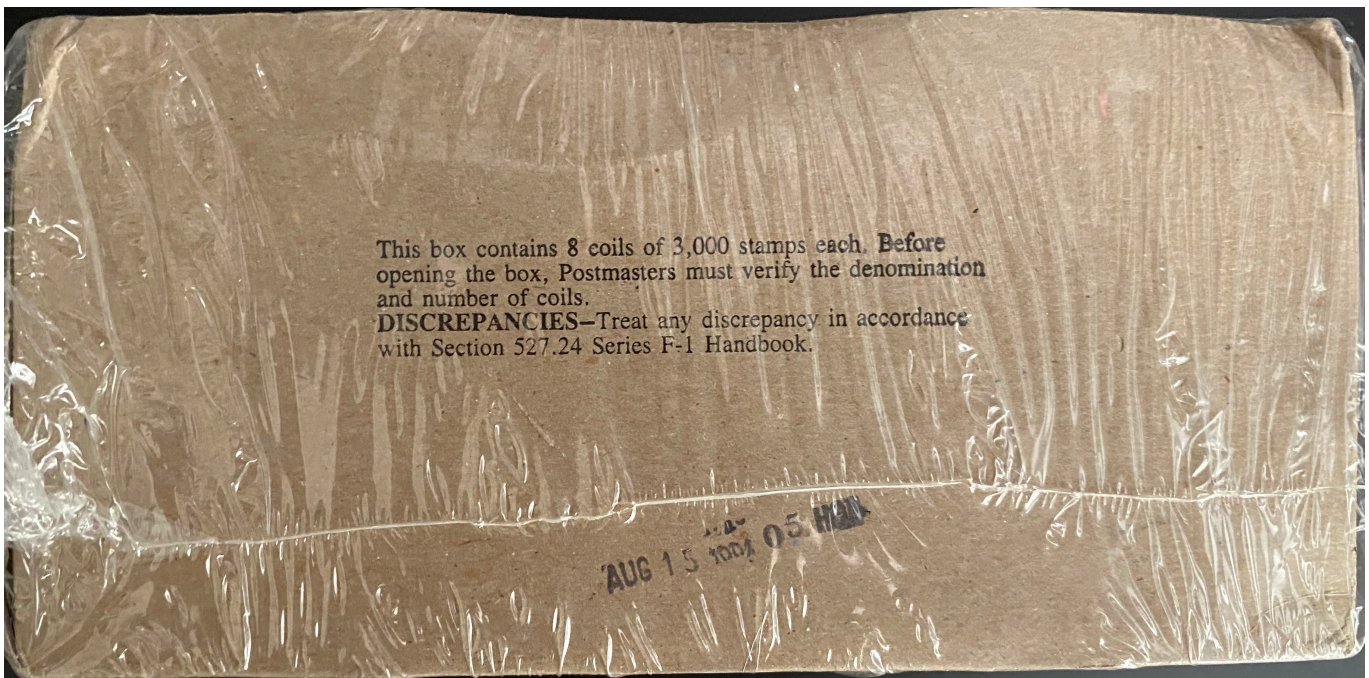
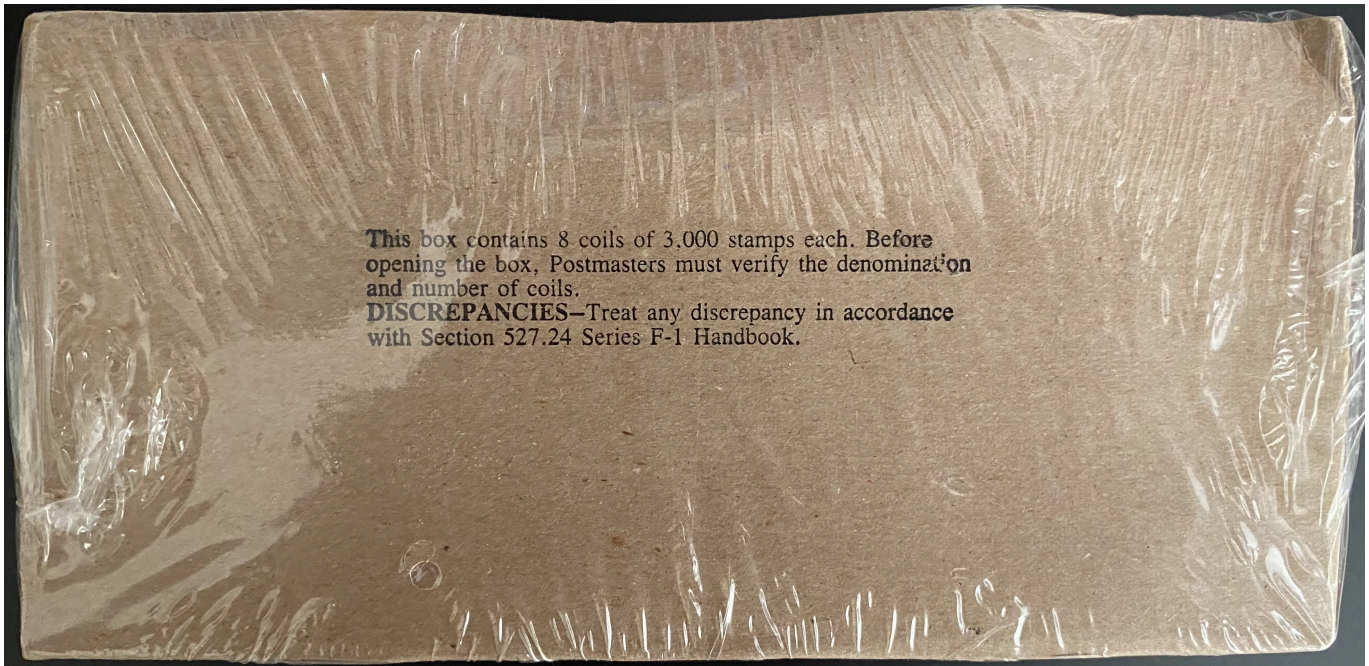
TD107b - Box #5 - Two rolls of 3,000 TD107b For Testing Purposes Only stamps from a box containing 8 rolls. This shows the one side of the coil roll of 3,000 with the label and the other side with no label.



TD107d - Unopened coil rolls of 100. Coil roll diameters vary from 7/8" to 1". The coil rolls of 100 were hand coiled and wrapped in clear plastic for an unknown reason. The coil rolls were in a box that contained 20 coil rolls of 100 but did not look like any official type box. Just a plain thin cardboard box.

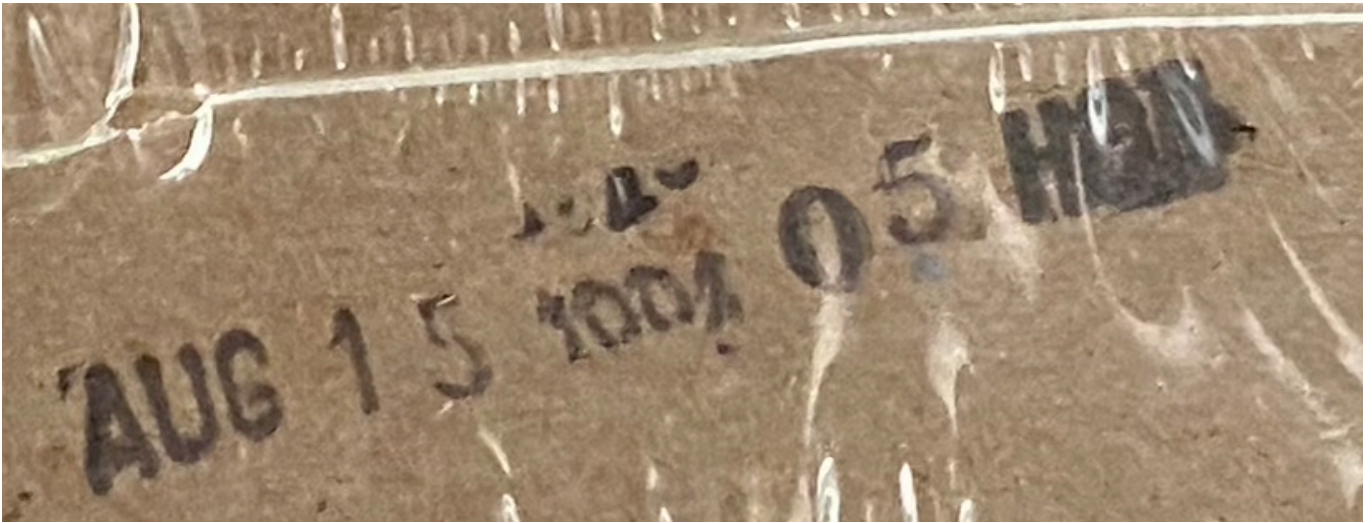


*Please turn to page 10 ➤*



TD112 - Box #1 - Shown above are both sides of a box that contains 8 rolls of 3,000 TD112 For Testing Purposes Only stamps. Both sides of TD112 - Box #1 are 8-1/2" long x 4" tall. The same size black printed information is printed on both sides of the box. Note that the printing on TD112 -Box #1 has unevenly spaced letters (The same as on TD107b - Box #3 shown on Page 6) in the unjustified 5-lines of printing of the 3-3/4" wide x 3/4" tall 5-line message. Near the bottom on one side of the box is a hand-stamped black ink "AUG 15 100 05 HON". TD112 FTPO coils were printed on the BEP's "B" press that was obtained by the Bureau in 1973 and was scrapped in 1993.

*Please turn to page 11 ➤*

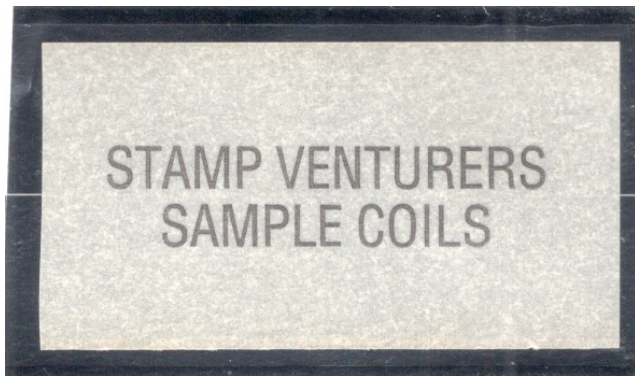


TD112 - Box #1 - Shown above is an enlargement of the hand-stamped black ink “**AUG 15 1000 05 HON**” on one side of the box shown above.



TD112 - Box #1 - Shown above is looking in the top of the box with the 8 rolls of 3,000 TD112 For Testing Purposes Only coils. Note that the top 4 rolls and positioned different than the bottom 4 rolls.

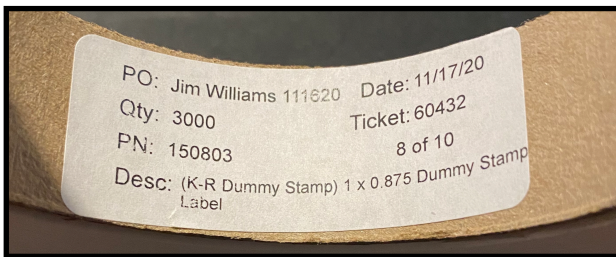




TD119 and TD120 - Label for Stamp Venturers coil rolls of 100. Label is 1-13/16" x 15/16".



TD133 - Label for the end of a box for 20 coil rolls of 3,000 stamps. Label is 4" x 6".



TD141 - Inside the opened Kirk-Rudy coil roll of 3,000 is a coil label attached inside the core of the coil. It measures 2-5/8" x 1". Type to enter text

## Recent Auction Results

On October 6, 2024 Weekly Online Sales - a Division of Daniel F. Kelleher Auctions held Sale No. 5243 that contained the following test stamps. There was a 20% Buyer's Premium for this auction.

Lot 7340. BK \*\* TDB32 1985, \$1.10 Flag over Capitol, red & blue (Scott TDB32), 30 complete unexploded booklets, attractive group, each with single blank pane (#TDP12) with dull gum, o.g., never hinged, Very Fine. Shipping charges apply - weight 0.6 lbs. Photo. Scott \$300.00. Not sold.

The image is shown on the right.



*Please turn to page 13 ➤*

On October 27, 2024 Weekly Online Sales - a Division of Daniel F. Kelleher Auctions held Sale No. 5246 that contained the following test stamps. There was a 20% Buyer's Premium for this auction.

Lot 5155 BK\*\* TDB32 1985, \$1.10 Flag over Capitol, red & blue (Scott TDB32), 30 complete unexploded booklets, attractive group, each with single blank pane (#TDP12) with dull gum, o.g., never hinged, Very Fine. Shipping charges apply - weight 0.6 lbs. Photo. Scott \$300.00. Not sold. This is the same lot as offered in their October 6, 2024 auction as Lot #7340.

On November 6-8, 2024 Daniel F. Kelleher Auctions, LLC held Sale - 805 that contained the following test stamps. There was a 20% Buyer's Premium for this auction.



Lot 3219 \*\* TD110 Test Stamp, 1975, B.E.P. "For Testing Purposes Only", orange on gray, tagged (Scott TD110), pair, o.g., never hinged, Post Office fresh and bright, Fine to Very Fine. Photo. Scott \$2,000.00. Realized \$450.00.

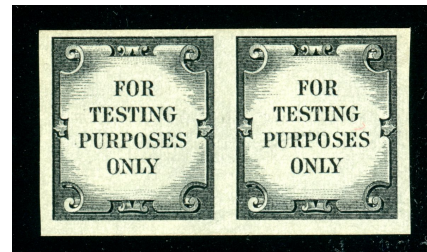


Lot 3220 \*\* TD110 Test Stamp, 1975, B.E.P. "For Testing Purposes Only", orange on gray, tagged (Scott TD110), pair, o.g., never hinged, Post Office fresh and bright, Fine to Very Fine. Photo. Scott \$2,000.00. Not sold.

On November 17, 2024 Weekly Online Sales - a Division of Daniel F. Kelleher Auctions held Sale No. 5249 that contained the following test stamps. There was a 20% Buyer's Premium for this auction.

Lot 8130 BK \*\* TDB32 1985, \$1.10 Flag over Capitol, red & blue (Scott TDB32), 30 complete unexploded booklets, attractive group, each with single blank pane (#TDP12) with dull gum, o.g., never hinged, Very Fine. Shipping charges apply - weight 0.6 lbs. Photo. Scott \$300.00 Not sold. This is the same lot as offered in their October 6, 2024 auction as Lot #7340 and their October 27, 2024 auction as Lot #5155.

On November 30, 2024 Sterling Stamps held Sale 24C that contained the following test stamps. There was a 15% Buyer's Premium for this auction which is included in the prices realized shown below.



Lot 125 TD107c USA Scott TD107c MNH Imperf Pair - Black, tagged, pebble-surface gum, imperf perf. F-VF. Photo. SCV \$250.00. Realized \$75.00.



Lot 126 TD108 USA Scott TD108 MNH Coil Pair, Carmine - About VF. Rarely seen. Photo. SCV \$1,000.00. Realized \$300.00.



*Please turn to page 14 ➤*

Lot 127 TD109 USA Scott TD109 MNH Coil Pair, Slate Green, 1980 - Untagged, dull gum. F-VF. Photo. SCV \$150.00. Realized \$44.00.




Lot 128 USA Scott TD109b MNH Vertical Pair Unslit Horizontal - Untagged, dull gum. VF. Photo. SCV \$200.00. Realized \$60.00.




Lot 129 TD109C USA Scott TD109C MNH Coil Pair, Slate Green - Tagged, gray paper, shiny gum. F-VF. Photo. SCV \$325.00. Realized \$95.00.




Lot 130 USA Scott TD110 MNH Test Coil Pair - Rare orange, gray paper, tagged, 1975. F-VF. Photo. SCV \$2000.00. Realized \$600.00.




Lot 131 TD124 USA Scott TD124 MNH Coil Strip of 5, Etched "12" - Coil strip of 5, with one stamp with crudely etched reversed "12". Reversed numbers appear in the center of every 24th stamp. Photo. SCV \$1500.00. Realized \$450.00.



Lot 132 TD125 USA Scott TD125 MNH Coil Pair - Gray black, dull gum. VF. Photo. SCV \$200.00. Realized \$80.00.



Lot 133 TD129A USA Scott TD129A MNH 00¢ Test Stamp - Flower "IN BLOOM" imperf self-adhesive, tagged, 1997. VF. Photo. SCV \$375.00. Realized \$210.00.



Lot 134 TD129B USA Scott TD129B MNH 00¢ Test Stamp - Flower Black Engraved - "IN BLOOM" imperf self-adhesive, tagged, 1997. This stamp has the engraved black lines in the flower design. VF. Photo. SCV \$375.00. Realized \$170.00.

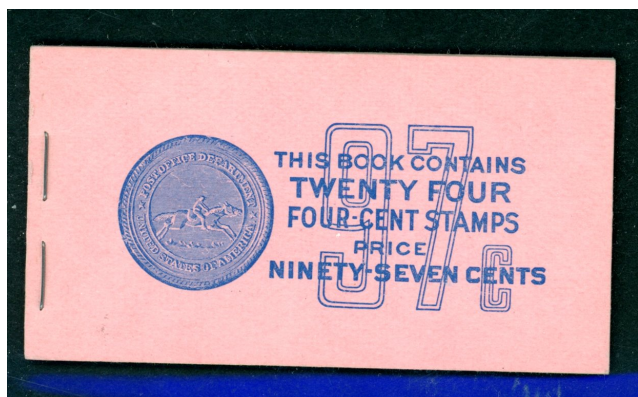


*Please turn to page 15 ►*

Lot 135 TD140a USA Scott TD140a Black, Vertical Block, Unslit Horizontal - Serpentine die cut 8-3/4 vert. Block of 4 (2 vertical pairs), backing paper unslit horizontally. VF. Photo. SCV \$900.00. Realized \$270.00.



Lot 136 TDB3 USA Scott TDB3 Complete Test Booklet - 1940, 37¢ violet on buff booklet holds 2 panes of 6 (violet framed rectangles). F-VF. Photo. SCV \$500.00. Realized \$150.00.



Lot 137 TDB5 USA Scott TDB5 Complete Test Booklet - 1959, 37¢ blue on pink booklet holds 4 blank perforated panes of 6 with glassine interleaving VF. Photo. SCV \$160.00. Realized \$48.00.



Lot 138 TDB13 USA Scott TDB13 Complete Booklet, Violet "DUMMY" Handstamp - 5 miscut panes of 8 stamps inside with interleaving. As noted in Scott, this booklet has felt pen markings at top and bottom edges placed by technicians for machine adjustments. VF. Photo SCV \$200.00. Realized \$65.00.




Lot 139 TDB14 USA Scott TDB14 Complete Booklet, Purple "DUMMY" Handstamp - \$1 brown booklet holding 4 miscut panes of 6 stamps with interleaving. As noted in Scott, this booklet has felt pen markings at top and bottom edges placed by technicians for machine adjustments. VF. Photo. SCV \$150.00. Realized \$50.00.




Lot 140 TDB17 USA Scott TDB14 Complete Booklet, Purple "DUMMY" Handstamp - \$1 brown booklet holding 4 miscut panes of 6 stamps with interleaving. As noted in Scott, this booklet has felt pen markings at top and bottom edges placed by technicians for machine adjustments. VF. Photo. SCV \$150.00. Realized \$110.00.

*Please turn to page 16 ►*



Lot 141 TDB36 USA Scott TDB36 Test Booklet, Mismatched Numbers - Scott mentions that booklets exist with mismatched pane and cover numbers. In this case, the booklet cover has "5" in the lower right corner, and both panes inside having plate #1. "American Garden" is printed on inside of back cover. VF. Photo. SCV \$600.00. Realized \$180.00.



Lot 142 TDB48 USA Scott TDB48 Test Booklet, Red and Blue Cover - Rarely seen red and blue booklet with "FRONT COVER" in red. Pane of 8 stamps with dull gum inside. VF but with some toning on cover. Photo. SCV \$750.00. Realized \$220.00.

On December 9-10, 2024 Daniel F. Kelleher Auctions, LLC held Sale No. 2010 that contained the following test stamps. There was a 20% Buyer's Premium for this auction.



Lot 903 \*\* TD115Bc 1970, **Jet Fighter Experimental, on three different papers (Scott TD115Bc, TD115D, TD115Df)**, horizontal pairs, bright, full-margined pairs, each positions 17-18 per consignor; on regular uncoated stamp paper, white coated paper from St. Regis Paper Co., and cream colored coated paper from Warren Paper Co. (the color difference clear when reverse is viewed); St. Regis pair with ink marking on gum, otherwise pristine, o.g., never hinged, Very Fine, *scarce items, with only one sheet of 50 of each known*. Photos. Scott \$1,350.00. Realized \$600.00.




Please turn to page 17 ➤



Lot 904 \*\* TD127A Test Stamp, 1995, Christmas issue (Ashton-Potter printing), serpentine die cut 11x10.9 & 11x11.5 (Scott TD127A, TD127B), o.g., never hinged, each fresh and bright, #TD127A (with backing paper margins) position 12, #TD127B position 17, Very Fine. Photo. Scott \$1,400.00. Realized \$550.00.



Lot 905 \*\* TD128 Test Stamp, 1996, B.C.A. Perf Test (Scott TD128), o.g., never hinged, Post Office fresh with vibrant colors, Very Fine. Photo. Scott \$400.00. Realized \$170.00.



Lot 906 BK\*\*TDB33 1985, \$4.40 Seashells, booklet panes blank (Scott TDB33), complete and unexploded, o.g., never hinged, interior fresh, cover with slight ghosting of black text, Very Fine nonetheless. Photos. Scott \$400.00. Realized \$250.00.



Lot 907 \*\* TDB86a 1996, Blank self-adhesive convertible booklet pane of 20 + reorder label (Scott TDB86a), o.g., never hinged, bright and clean, the "reorder label" at lower right with "tic-tac-toe" defacement die-cutting as on #3112a, 3176a and 3244a; accompanied by #3112a for comparison, Very Fine. Photos. Scott \$600.00. Realized \$400.00.

## Requests for Articles for *The United States Specialist*

Andrew Kelley, Editor of *The United States Specialist*, is always looking for articles of interest for inclusion in our society's monthly publication. The type of articles Martin needs most are the shorter ones, one or two-page articles. If you are considering writing an article for *The United States Specialist*, please contact him for instructions. If the article is regarding dummy stamps, I would appreciate knowing about it also. Many members of the DSSG have written articles on dummy stamps and other stamps for this publication. It is rewarding and other USSS members benefit greatly from the information that is published in *The United States Specialist*.

Andrew Kelley can be reached by e-mail at: [editor@usstamps.org](mailto:editor@usstamps.org) □

This issue and all past issues of the Dummy Stamps Study Group Newsletter - *Dummy News and Views* may be found at:

<http://www.usstamps.org/dssg.html>